



**UIB**  
SINCE 1992

# FACULTY SATISFACTION SURVEY 2024





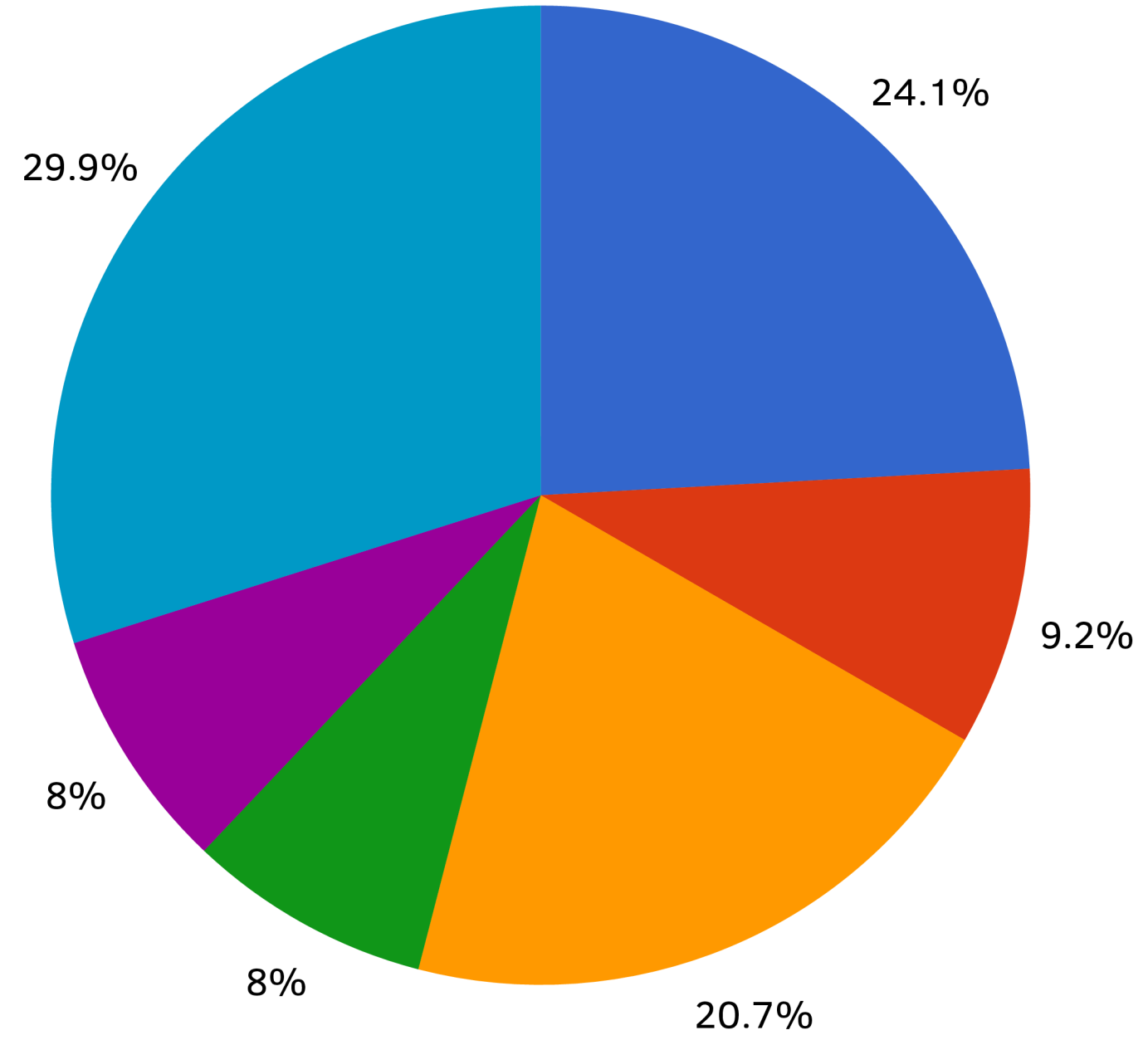
**UIB**  
SINCE 1992

**The Faculty Satisfaction Survey is conducted annually to gather feedback from faculty members and assess their level of satisfaction with working conditions.**

According to the results, 87 faculty members participated in the survey (N=87). The questionnaire includes 15 questions divided into 6 sections. The first 5 sections include questions rated on a 5-point scale. Additionally, the questionnaire includes one optional open-ended question: "Please provide your suggestions and comments." An average score is calculated based on responses to questions 1 through 13.

# Distribution of responses by Departments

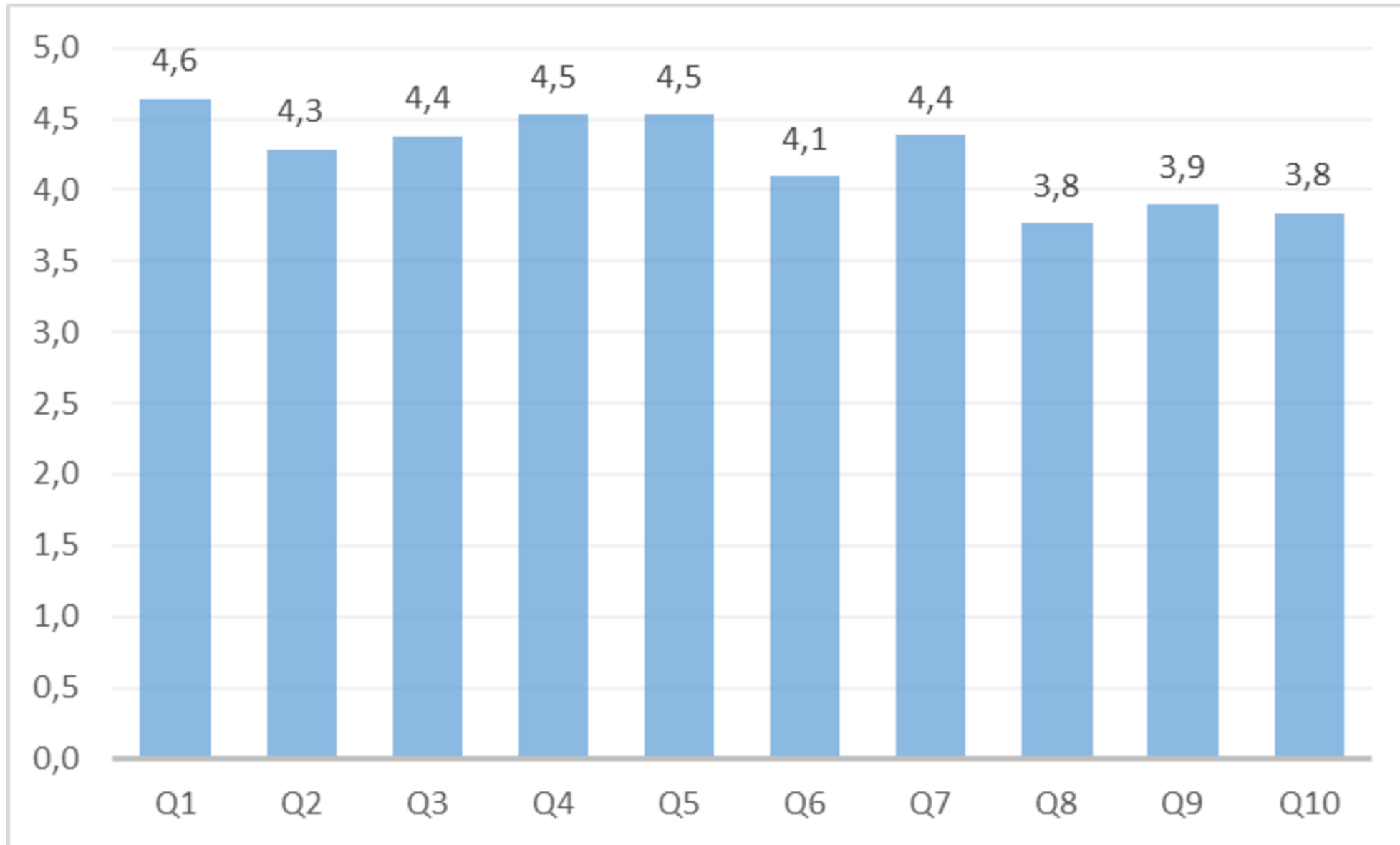
- **Department of Social Sciences and Humanities**
- **Department of Finance and Accounting**
- **Department of Management and Business**
- **Department of Business Informatics**
- **Department of Tourism and Hospitality**
- **Language Center**





**UIB**  
SINCE 1992

Rate the following items on a scale from 1 to 5, where 1 means "not satisfied" and 5 means "completely satisfied."



**Q1 Communication with the department management (head of department, assistant, administrator)**

**Q2 Communication with the faculty management (dean, vice-dean)**

**Q3 Communication with the university management (rector, vice-rectors, heads of structural divisions)**

**Q4 Communication with colleagues**

**Q5 Distribution of workload**

**Q6 Opportunity to engage in research and participate in academic conferences**

**Q7 Opportunity to attend professional development courses, team-building activities, and round tables**

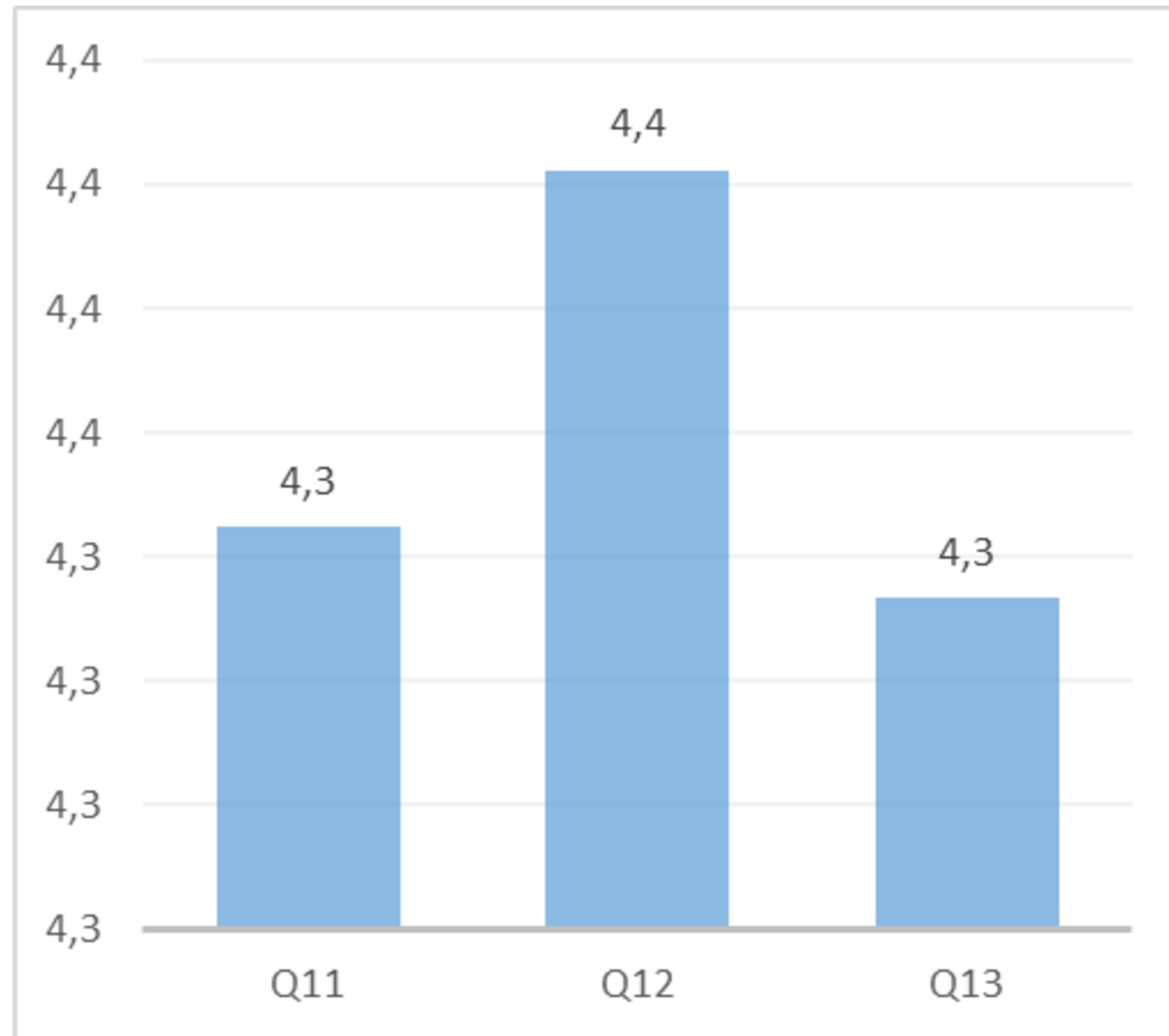
**Q8 Salary**

**Q9 University infrastructure (classrooms, library, canteens, restrooms, internet, IT department technical support)**

**Q10 Technical support from the IT department**



**UIB**  
SINCE 1992



**Q11 Rate your emotional state within the educational process, where 1 means "poor emotional state" and 5 means "good emotional state."**

**Q12 Rate the moral and psychological climate within the team, where 1 means "negative climate" and 5 means "positive climate."**

**Q13 Rate the moral and psychological climate within the team, where 1 means "negative climate" and 5 means "positive climate."**



**UIB**  
SINCE 1992

## WORD CLOUD OF INSTURTORS' RECOMMENDATIONS

